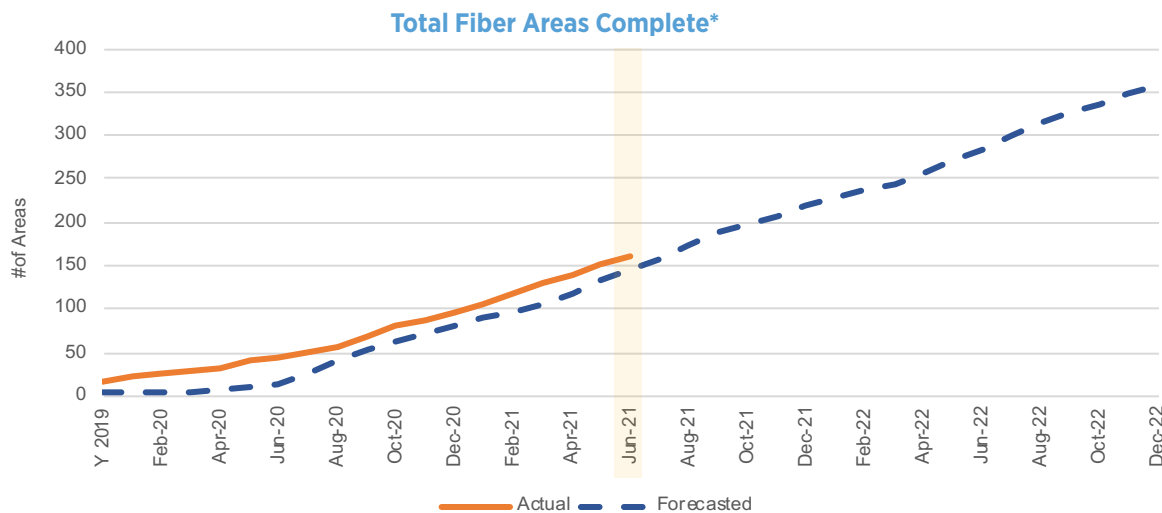
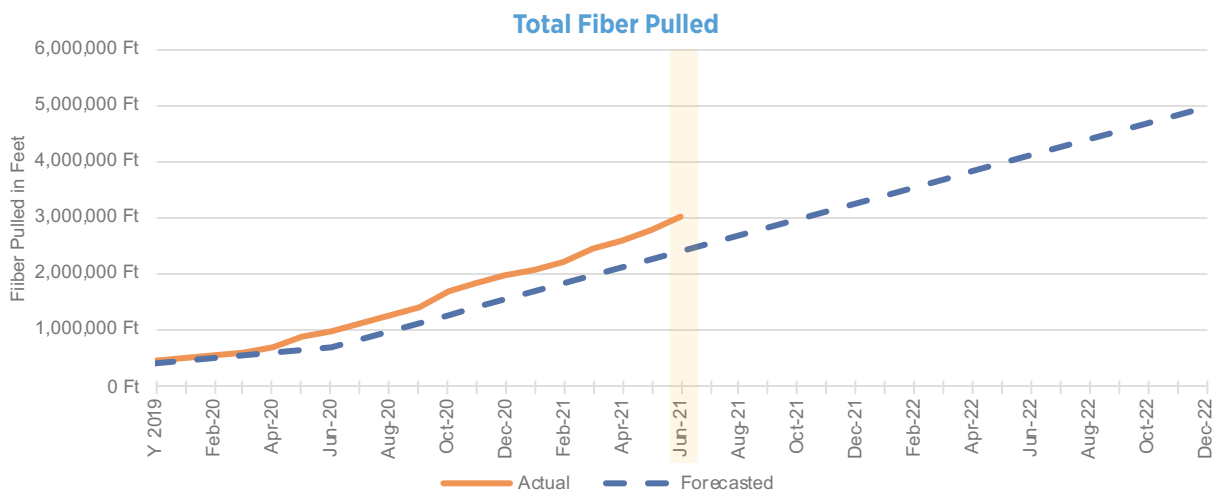
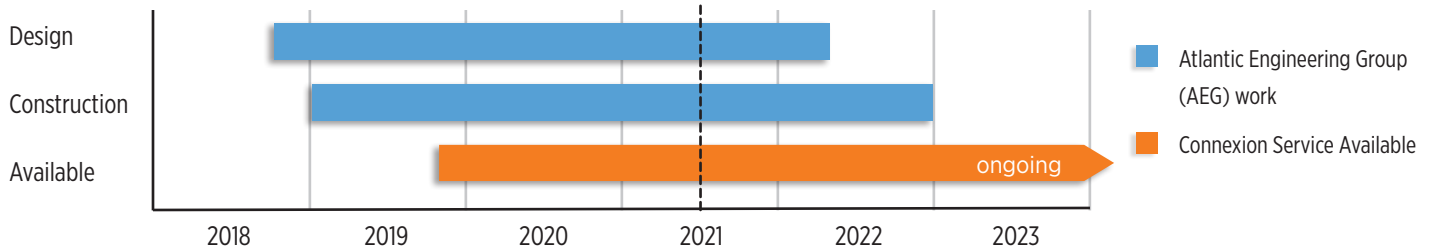


OVERALL FIBER CONSTRUCTION THROUGH JUNE '21

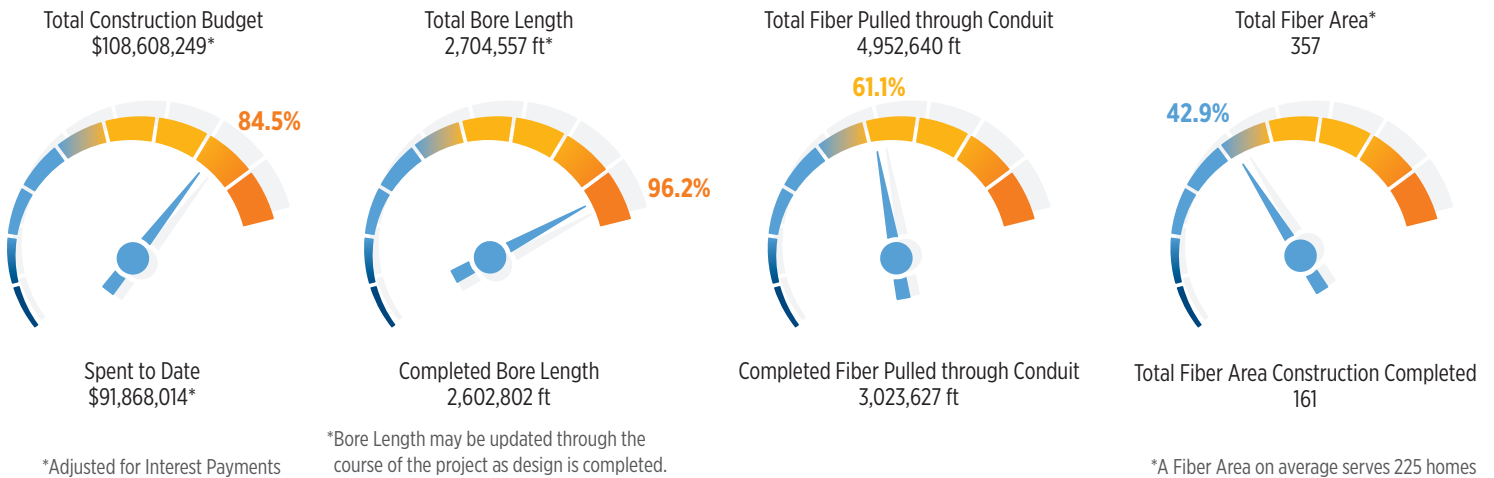


*Includes fibers areas that have construction completed and turned over for QC

FIBER AREAS UPDATE

Monthly info / highlights

- Over 42.3 miles of fiber were installed in June, along with 287 vaults and 938 flowerpots (smaller vaults).
- Project to date: 572.7 miles of fiber have been installed along with 8,055 vaults and over 15,361 flowerpots.
- Fort Collins residents can now input their address and see whether their residence is **In Design**, **In Construction**, or has **Service Available**! Our address look-up tool can be found on the Connexion website at fconnexion.com.
- As temperatures climb in Fort Collins this summer, please keep an eye on any newly installed sod by construction crews. New sod should be watered consistently for 10 days after install to promote growth and help it settle. For questions about landscape repairs or to report construction damage, please call our Help Line at **970-674-7800** or email FCResidents@aeg.cc.



FINANCES

Connexion YTD Budget to Actual as of June '21

	BUDGET	ACTUAL	BETTER / (WORSE)
Operating Revenues*	\$ 4,563,759	\$ 2,131,207	\$ (2,432,552)
Operating Expense**	\$ 6,409,826	\$ 2,621,047	\$ 3,788,779
Net Operations	\$ (1,846,067)	\$ (489,840)	\$ 1,356,227
Investment Income (Expense)	\$ (2,628,738)	\$ (2,527,992)	\$ 100,746
Net Total	\$ (4,474,805)	\$ (3,017,832)	\$ 1,456,973
	BUDGET	PROJECT TO DATE	REMAINING
Construction Budget	\$ 108,608,249	\$ 91,868,014	\$ 16,740,235

* Excludes investment earnings on bond proceeds

** Excludes Depreciation Interest Expense

In to the third year of Connexion's rollout, our deployment is on track for construction completion in Q4 2022.

- Operating expenses year-to-date through June continue to be well under budget (and less than operating revenues), resulting in a positive net effect of \$1.4 M.
- Net total (operating cashflow) was \$1.5 M positive compared to budget, driven primarily by significantly lower operating expenses and slightly positive investment income.
- We are approximately 85% spent on the appropriated Construction Budget, continuing to reflect the increase in boring and operating crews in 2021.

