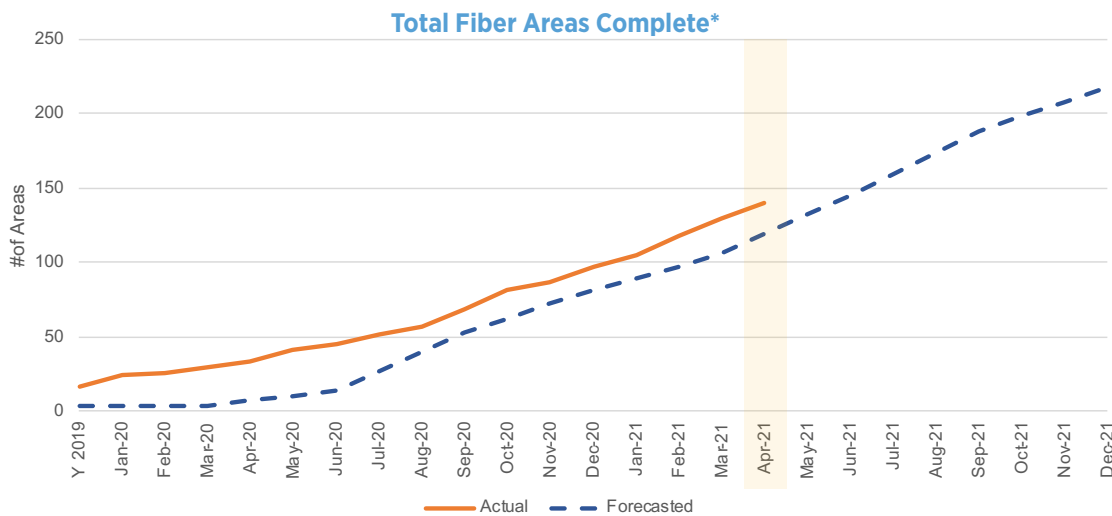
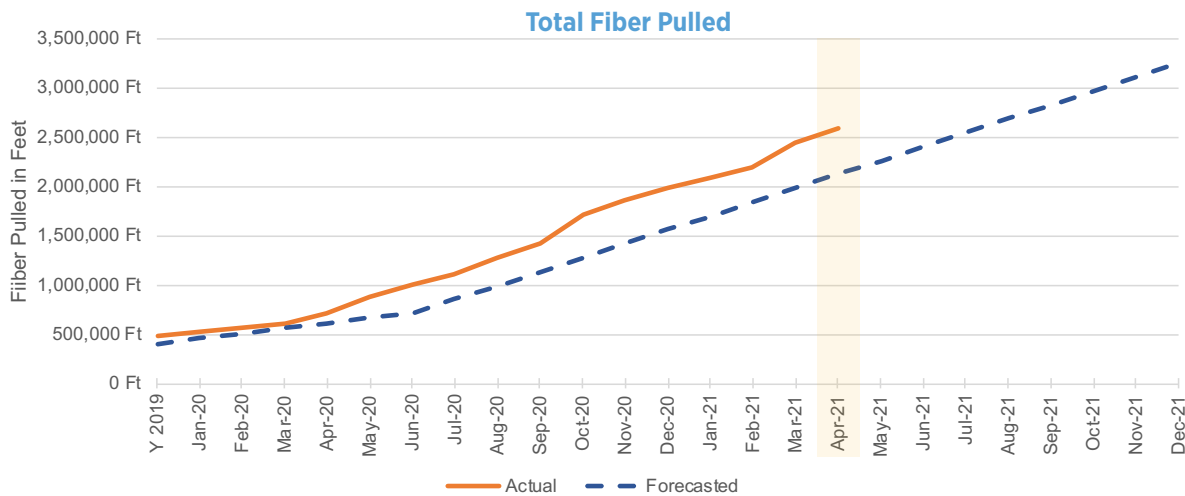
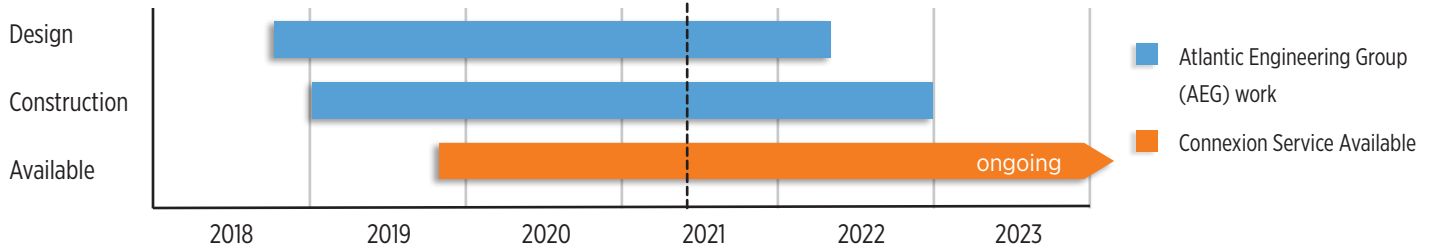


## OVERALL FIBER CONSTRUCTION THROUGH APRIL '21

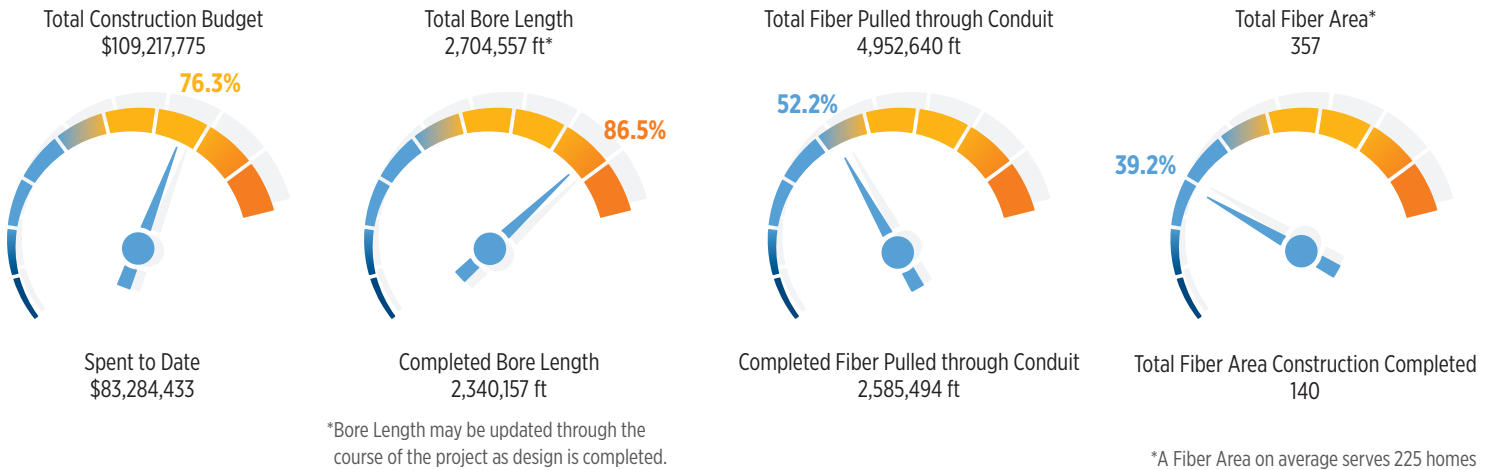


\*Includes fibers areas that have construction completed and turned over for QC

## FIBER AREAS UPDATE

### Monthly info / highlights

- Over 42.18 miles of fiber were installed in April, along with 495 vaults and 755 flowerpots (smaller vaults).
- Project to date: 489.7 miles of fiber have been installed along with 7,602 vaults and over 13,562 flowerpots.
- Downtown construction has paused due to a supply issue and will resume by the beginning of June.
- Irrigation season has started in Fort Collins and our crews will be utilizing the Spring Checklist to repair irrigation systems and landscape damaged during the winter season. For questions about landscape repairs or to report construction damage, please call our Help Line at 970-674-7800 or email [FCResidents@aeg.cc](mailto:FCResidents@aeg.cc).



## FINANCES

### Connexion YTD Budget to Actual as of April '21

	BUDGET	ACTUAL	BETTER / (WORSE)
Operating Revenues*	\$2,762,372	\$1,242,995	(\$1,519,377)
Operating Expense**	\$4,231,346	\$1,712,137	\$2,519,209
Net Operations	(\$1,468,974)	(\$469,142)	\$999,832
Investment Income	\$190,104	\$382,334	\$192,230
Net Total	(\$1,278,870)	(\$86,808)	\$1,192,062
	BUDGET	PROJECT TO DATE	REMAINING
Construction Budget	\$109,217,775	\$83,284,433	\$25,933,342

\* Excludes investment earnings on bond proceeds

\*\* Excludes Depreciation

In to the third year of Connexion's rollout, our deployment is on track for construction completion in Q4 2022.

- Operating revenues are less than budgeted, as are the operating expenses for April. Resulting in a positive net effect of \$1.0 M.
- Net total (operating cashflow) was \$1.2 M positive compared to budget, driven primarily by lower operating expenses and positive investment income.
- We are approximately 76% spent on Construction Budget, reflecting the increase in boring and operating crews in 2021.

