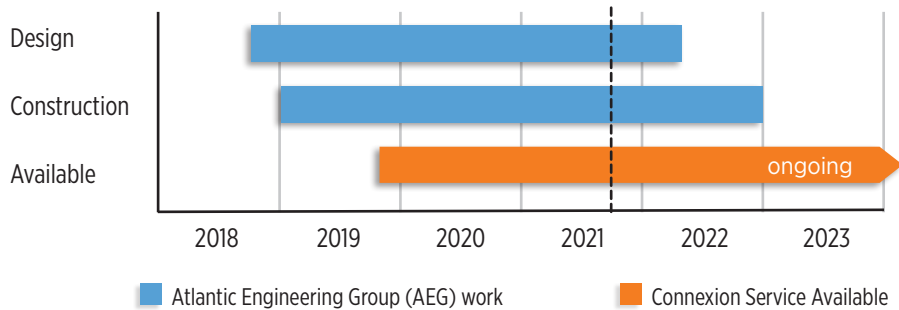


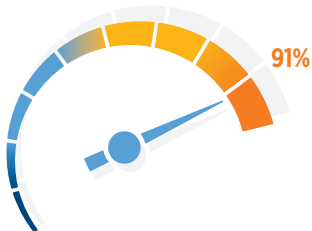
Overall Fiber Construction through September '21



31%
Take Rate*

* As of 10/10/2021. Take Rate of residential neighborhoods released for a minimum of 90 days.

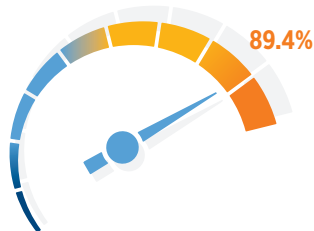
Total Construction Budget
\$ 116,808,249 *



Spent to Date
\$ 106,156,927

*Adjusted for Interest Payments

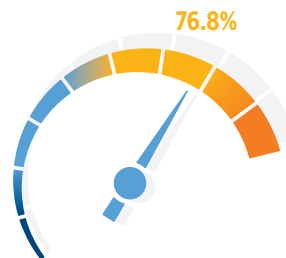
Total Bore Length
3,254,371 ft*



Completed Bore Length
2,910,427 ft

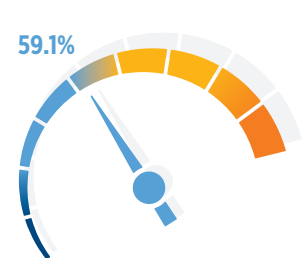
*Bore Length may be updated through the course of the project as design is completed.

Total Fiber Pulled through Conduit
4,952,640 ft



Completed Fiber Pulled through Conduit
3,802,799 ft

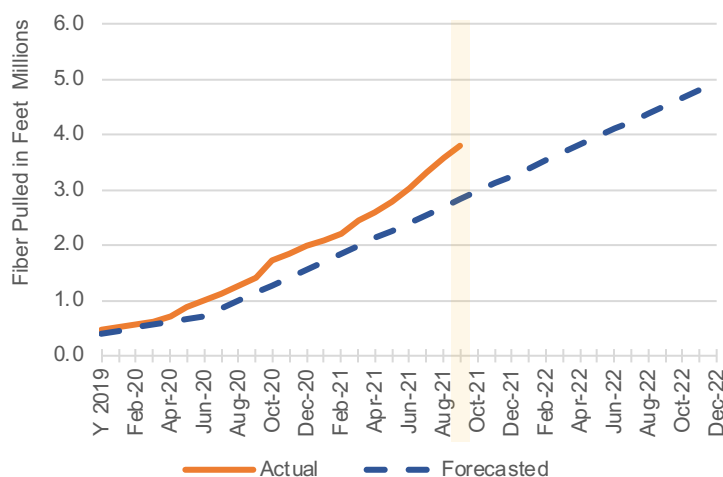
Total Fiber Area*
357



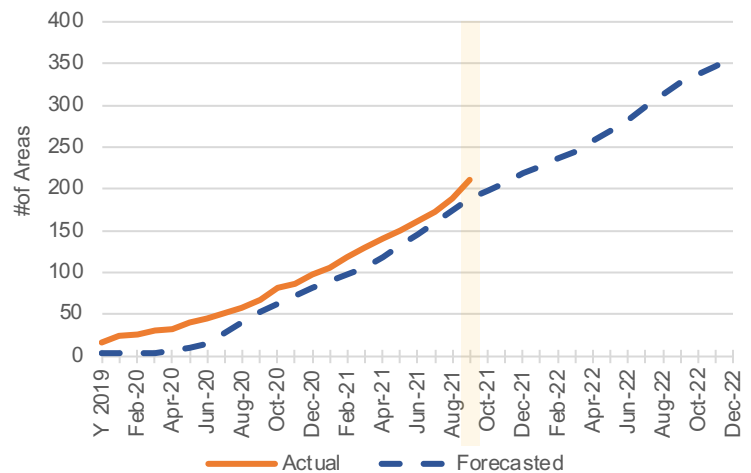
Total Fiber Area Construction Completed
211

*A Fiber Area on average serves 225 homes

Total Fiber Pulled



Total Fiber Areas Complete*



*Includes fibers areas that have construction completed and turned over for QC



Fiber Areas Update

Monthly info / highlights

- Over 39.4 miles of fiber were installed in September, along with 389 vaults and 357 flowerpots (smaller vaults).
- Project to date: 720.23 miles of fiber have been installed along with 9,379 vaults and over 17,000 flowerpots.
- Fort Collins residents can input their address and see whether their residence is **In Design**, **In Construction**, or has **Service Available**! Our address look-up tool can be found on the Connexion website at fcconnexion.com.
- It is that time of year again to turn off and blow out your sprinkler systems! Connexion crews and contractors do their best to not disturb your yard when installing conduit and fiber. But during the winter, it can be difficult to see if a sprinkler head or perennial was damaged. If you notice anything was disturbed, we will come back in the spring to get everything back to its original condition! If you have questions or concerns now, or in a few months, just call our construction hotline **970-674-7800** or email FCResidents@aeg.cc

Finances

Connexion YTD Budget to Actual as of September '21

	BUDGET	ACTUAL	BETTER / (WORSE)
Operating Revenues*	\$7,957,814	\$3,902,830	(\$4,054,984)
Operating Expense**	\$9,843,551	\$4,388,354	\$5,455,197
Net Operations	(\$1,885,737)	(\$485,524)	\$1,400,213
Investment Income (Expense)	(\$2,486,160)	(\$2,526,170)	(\$40,010)
Net Total	(\$4,371,897)	(\$3,011,694)	\$1,360,203
	APPROPRIATED BUDGET	PROJECT TO DATE	REMAINING
Construction	\$116,808,249	\$106,156,927	\$10,651,322

* Excludes investment earnings on bond proceeds

** Excludes Depreciation Interest Expense

- Connexion deployment remains on track for construction completion in Q4 2022.
- Construction Budget reflects an additional appropriation of \$8.2 Million from existing reserves authorized by City Council on September 7, 2021. We are approximately 91% spent on the appropriated construction Budget.
- Net Operations and Net Total are both favorable to budget by approximately \$1.4 million, a result of operating expense containment more than compensating for the shortfall in revenues YTD.