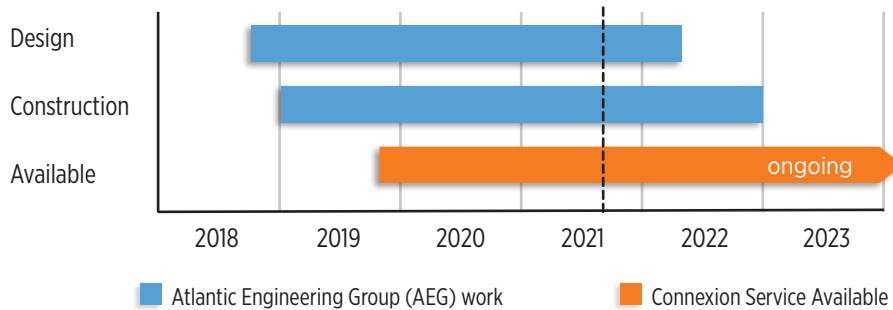


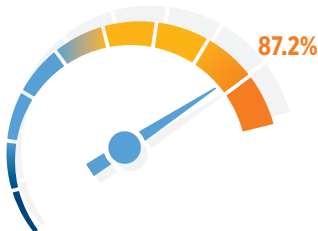
Overall Fiber Construction through August '21



30%
Take Rate*

* As of 9/3/2021. Take Rate of residential neighborhoods released for a minimum of 90 days.

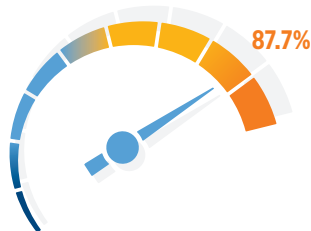
Total Construction Budget
\$116,808,249



Spent to Date
\$101,829,602*

*Adjusted for Interest Payments

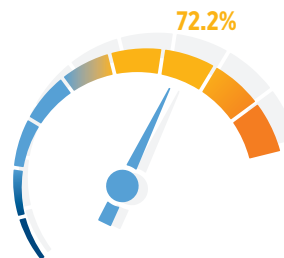
Total Bore Length
3,254,371 ft*



Completed Bore Length
2,854,860 ft

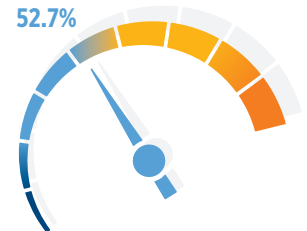
*Bore Length may be updated through the course of the project as design is completed.

Total Fiber Pulled through Conduit
4,952,640 ft



Completed Fiber Pulled through Conduit
3,576,561 ft

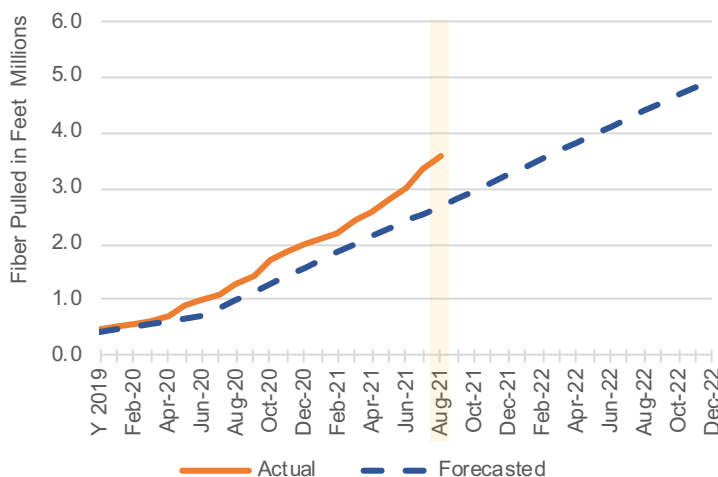
Total Fiber Area*
357



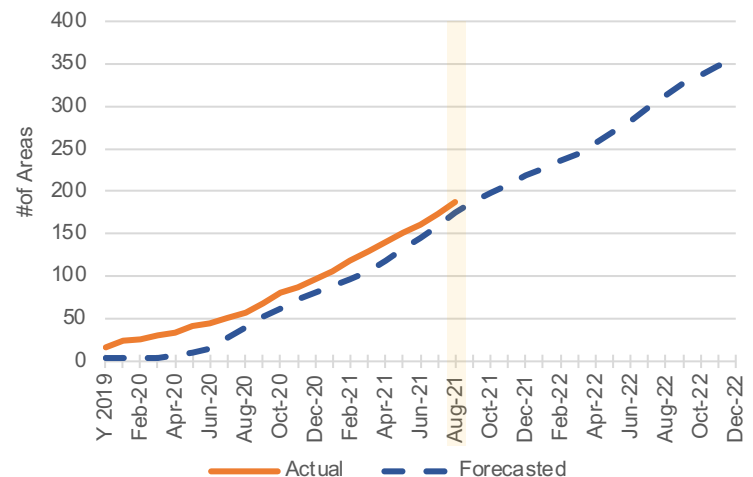
Total Fiber Area Construction Completed
188

*A Fiber Area on average serves 225 homes

Total Fiber Pulled



Total Fiber Areas Complete*



*Includes fibers areas that have construction completed and turned over for QC



Fiber Areas Update

Monthly info / highlights

- Over 36.6 miles of fiber were installed in August, along with 266 vaults and 539 flowerpots (smaller vaults).
- Project to date: 677.4 miles of fiber have been installed along with 7,704 vaults and over 16,709 flowerpots.
- Fort Collins residents can input their address and see whether their residence is **In Design**, **In Construction**, or has **Service Available!** Our address look-up tool can be found on the Connexion website at fcconnexion.com.
- Restoration crews are still installing sod so please make sure to water your newly installed sod. New sod should be watered consistently for 10 days after install to promote growth and help it settle. For questions about landscape repairs or to report construction damage, please call our Help Line at **970-674-7800** or email FCResidents@aeg.cc.

Finances

Connexion YTD Budget to Actual as of August '21

	BUDGET	ACTUAL	BETTER / (WORSE)
Operating Revenues*	\$ 6,724,369	\$ 3,370,725	(\$ 3,353,644)
Operating Expense**	\$ 8,765,675	\$ 3,999,146	\$ 4,766,529
Net Operations	\$ 2,041,306	(\$ 628,421)	\$ 1,412,885
Investment Income (Expense)	(\$ 2,533,686)	(\$ 2,526,266)	\$ 7,420
Net Total	(\$ 4,574,992)	(\$ 3,154,687)	\$ 1,420,305
	APPROPRIATED BUDGET	PROJECT TO DATE	REMAINING
Construction	\$ 116,808,249	\$ 101,829,602	\$ 14,978,647

- Connexion deployment remains on track for construction completion in Q4 2022.
- Construction Budget reflects an additional appropriation of \$8.2 Million from existing reserves authorized by City Council on September 7, 2021. We are approximately 87% spent on the appropriated construction Budget.
- Net Operations and Net Total are both favorable to budget by approximately \$1.4 million, a result of operating expense containment more than compensating for the shortfall in revenues YTD.

* Excludes investment earnings on bond proceeds

** Excludes Depreciation Interest Expense