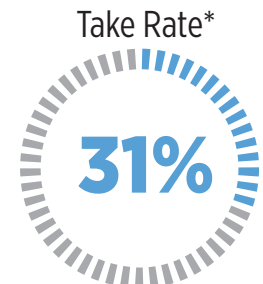
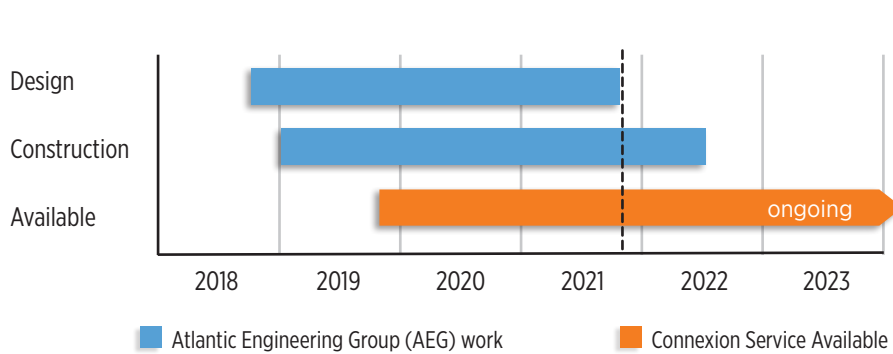
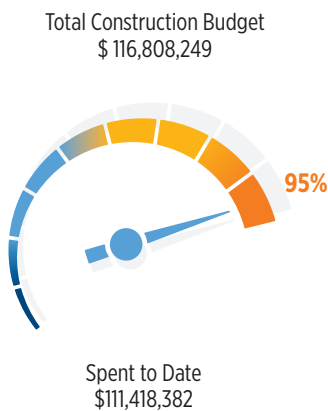


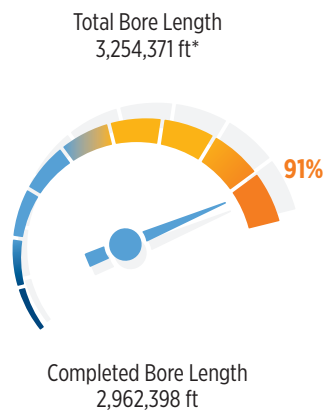
Overall Fiber Construction through November '21



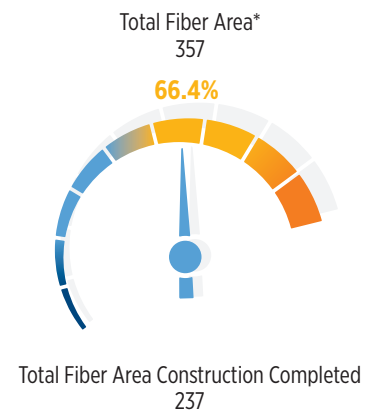
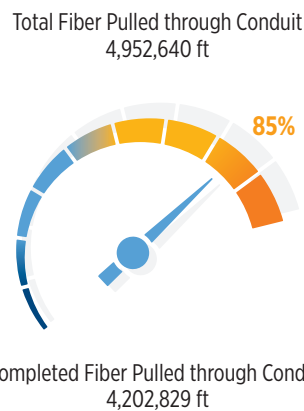
* As of 12/01/2021. Take Rate of residential neighborhoods released for a minimum of 90 days.



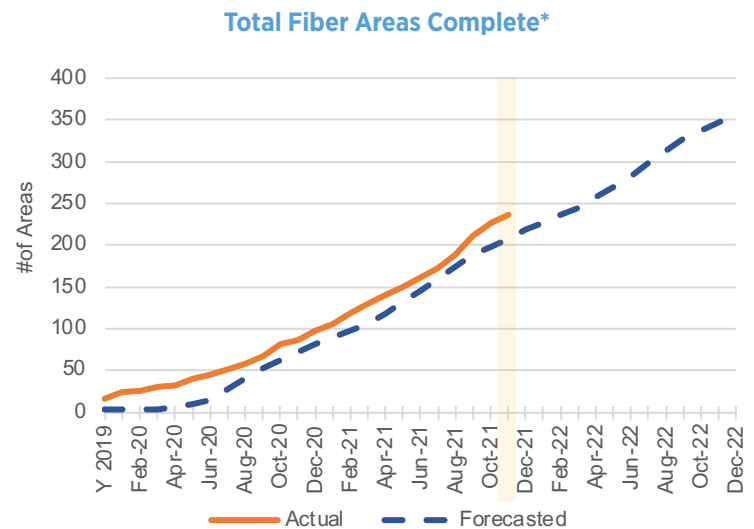
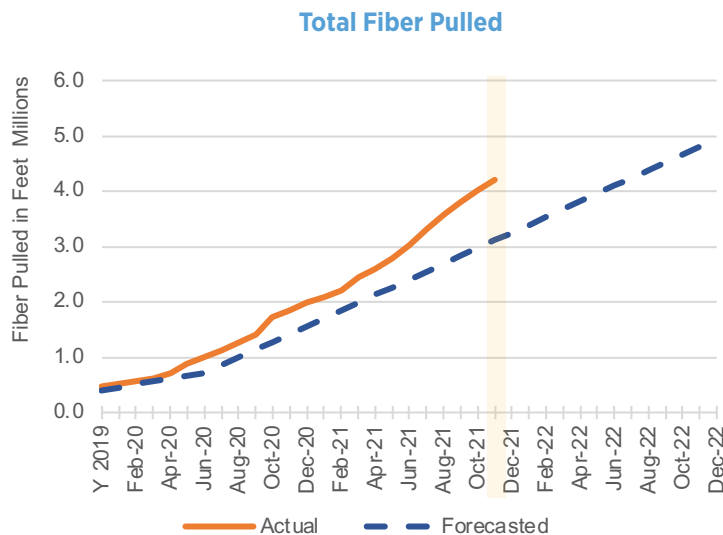
*Adjusted for Interest Payments



*Bore Length may be updated through the course of the project as design is completed.



*A Fiber Area on average serves 225 homes



*Includes fibers areas that have construction completed and turned over for QC



Fiber Areas Update

Monthly info / highlights

- Over 25.5 miles of fiber were installed in November along with 57 vaults and 59 flowerpots (smaller vaults).
- Project to date: 796 miles of fiber have been installed along with 9,612 vaults and over 17,252 flowerpots.
- Fort Collins residents can input their address and see whether their residence is **In Design**, **In Construction**, or has **Service Available**! Our address look-up tool can be found on the Connexion website at fconnexion.com.
- Great news! Fort Collins Connexion's new billing system is here! Our new, upgraded billing system and customer portal are live and we want to help get you set up quickly and easily so you can access all the new features. Customers will be able to review your billing history, sign up for paperless billing, pay your bill and manage your account all from the Self-Service Portal.

Finances

Connexion YTD Budget to Actual as of November '21

	BUDGET	ACTUAL	BETTER / (WORSE)
Operating Revenues*	\$10,724,465	\$5,214,355	\$(5,510,110)
Operating Expense**	\$12,009,733	\$5,537,115	\$6,472,618
Net Operations	\$(1,285,268)	\$(322,760)	\$962,508
Investment Income (Expense)	\$(2,391,108)	\$(2,525,387)	\$(134,279)
Net Total	\$(3,676,376)	\$(2,848,147)	\$828,229
	APPROPRIATED BUDGET	PROJECT TO DATE	REMAINING
Construction	\$116,808,249	\$111,418,382	\$5,389,867

* Excludes investment earnings on bond proceeds

** Excludes Depreciation and Interest Expense

- Connexion deployment remains on track for construction completion by mid-2022 with service availability to all premises by the end of 2022.
- Construction Budget reflects an additional appropriation of \$8.2 Million from existing reserves authorized by City Council on September 7, 2021. We are approximately 95% spent on the appropriated construction Budget.
- Net Total margin continues to be favorable to budget by approximately \$800k, a result of operating expense containment more than compensating for the shortfall in revenues YTD.