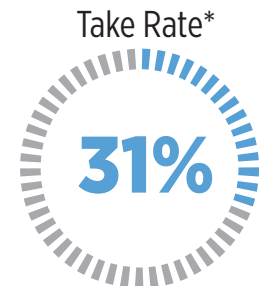
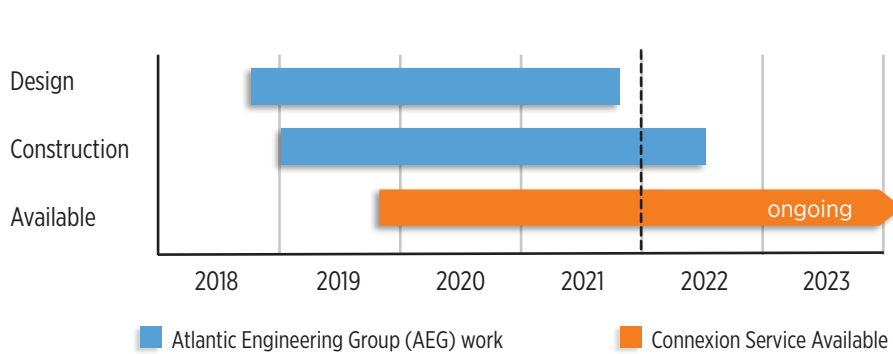
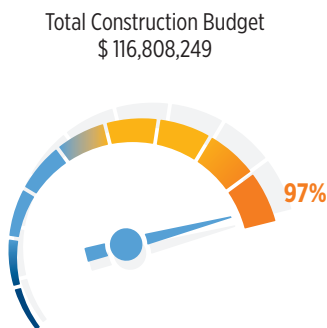


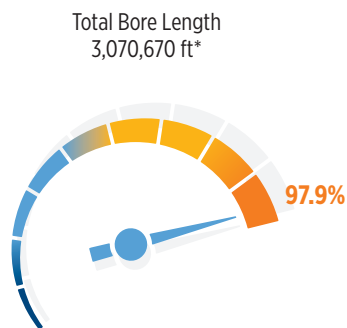
Overall Fiber Construction through December 2021



* As of 1/1/22. Take Rate of residential neighborhoods released for a minimum of 90 days.

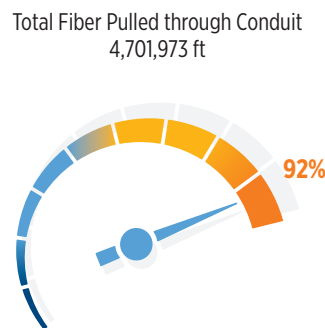


Spent to Date
\$113,614,085

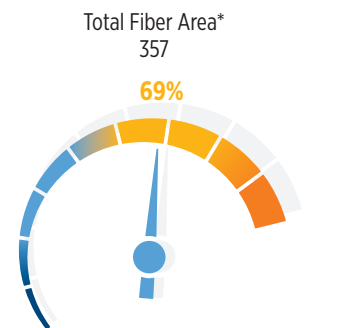


Completed Bore Length
3,005,598 ft

*Bore Length may be updated through the course of the project as design is completed.

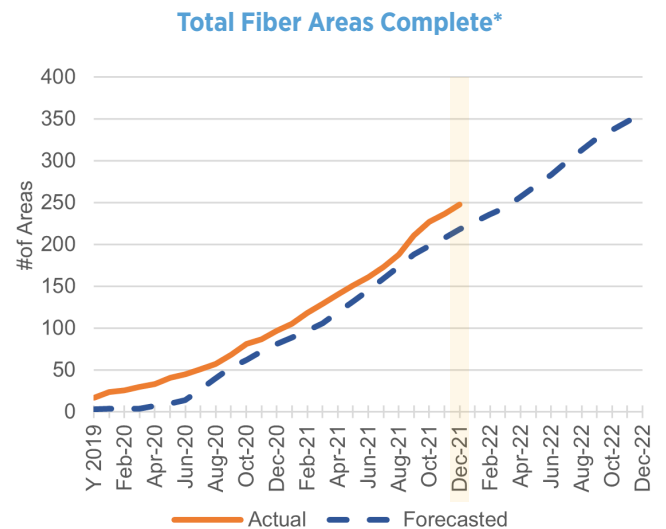
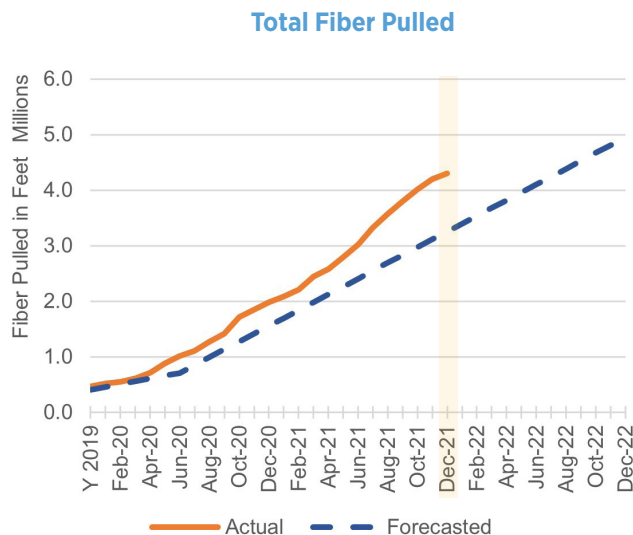


Completed Fiber Pulled through Conduit
4,310,079 ft



Total Fiber Area Construction Completed
248

*A Fiber Area on average serves 225 homes



*Includes fibers areas that have construction completed and turned over for QC



Fiber Areas Update

Monthly info / highlights

- Over 27.5 miles of fiber were installed in November along with 60 vaults and 42 flowerpots (smaller vaults).
- Project to date: 816 miles of fiber have been installed along with 9,664 vaults and over 17,283 flowerpots.
- Fort Collins residents can input their address and see whether their residence is **In Design**, **In Construction**, or has **Service Available**! Our address look-up tool can be found on the Connexion website at fconnexion.com.
- Fort Collins Connexion's new billing system and customer portal are live and we want to help get you set up quickly and easily so you can access all the new features. When you set up your account, you can review your billing history, sign up for paperless billing, pay your bill and manage your account all from the Self-Service Portal.
- Follow us on Social Media! [f](https://www.facebook.com/FoCoConnexion) [t](https://twitter.com/FoCoConnexion) @FoCoConnexion

Finances

Connexion YTD Budget to Actual as of December 2021

	BUDGET	ACTUAL	BETTER / (WORSE)
Operating Revenues ¹	\$12,240,121	\$5,849,688	\$(6,390,433)
Operating Expense ²	\$13,870,023	\$6,243,113	\$7,626,910
Net Operations	\$(1,629,902)	\$(393,425)	\$1,236,477
Investment Income (Expense)	\$(5,257,475)	\$(5,438,977)	\$(181,502)
Net Total	\$(6,887,377)	\$(5,832,402)	\$1,054,975
	APPROPRIATED BUDGET ³	PROJECT TO DATE	REMAINING
Construction	\$116,808,249	\$113,614,085	\$3,194,164

¹ Excludes investment earnings on bond proceeds

² Excludes Depreciation and Interest Expense

³ Excludes \$6M of available re-deployed operating budget

- Connexion deployment remains on track for construction completion by mid-2022 with service availability to all premises by the end of 2022.
- Construction Budget reflects an additional appropriation of \$8.2 million from existing reserves authorized by City Council on September 7, 2021. We are approximately 97% spent on the appropriated construction Budget. (Including the \$6M of re-deployed operating budget, we are 93% spent against available budget.)
- Net Total margin continues to be favorable to budget by approximately \$1M, a result of operating expense containment more than compensating for the shortfall in revenues YTD.