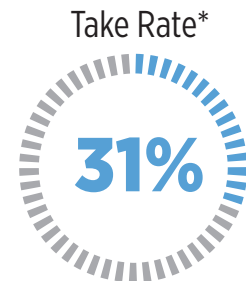
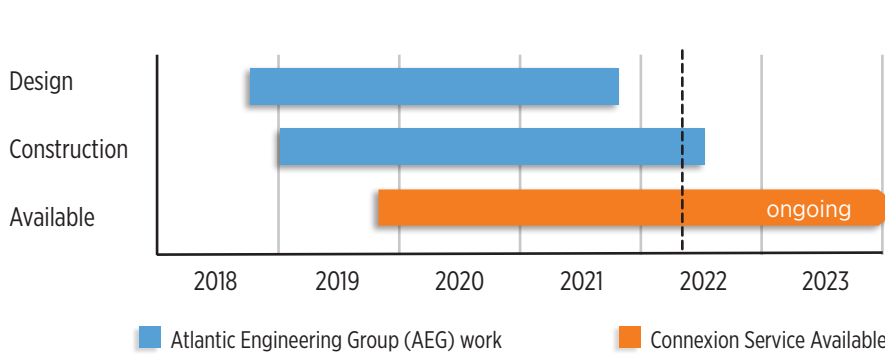
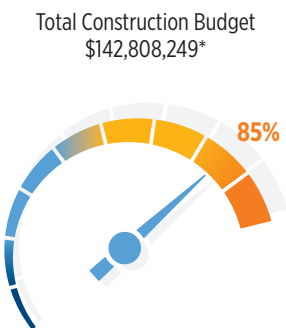


Overall Fiber Construction through April 2022

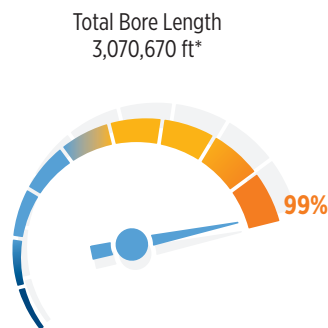


* As of May 1, 2022. Take Rate of residential neighborhoods released for a minimum of 90 days.



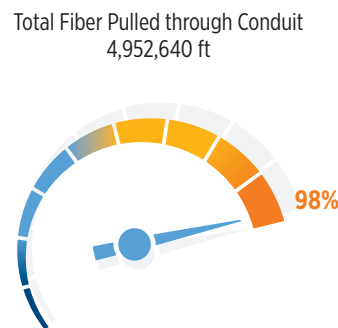
Spent to Date
\$121,172,007

*Includes additional appropriation and redeployed operating budget of \$14.2M

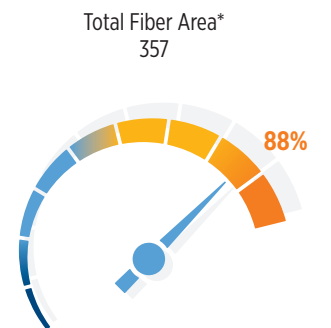


Completed Bore Length
3,035,973 ft

*Bore Length may be updated through the course of the project as design is completed.



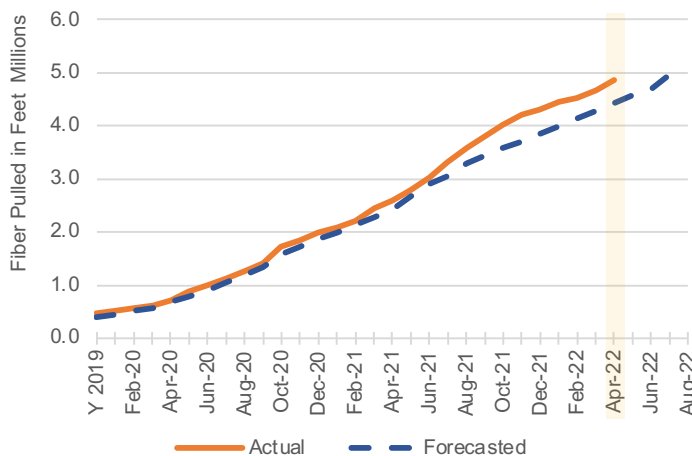
Completed Fiber Pulled through Conduit
4,863,955 ft



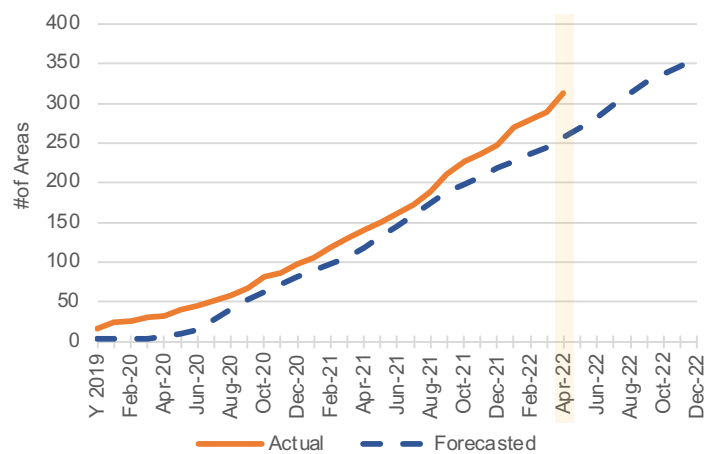
Total Fiber Area Construction Completed
313

*A Fiber Area on average serves 225 homes

Total Fiber Pulled



Total Fiber Areas Complete*



*Includes fibers areas that have construction completed and turned over for QC



Fiber Areas Update

Monthly info / highlights

- Over 38.5 miles of fiber were installed in April along with 53 vaults and 15 flowerpots (smaller vaults).
- Project to date: 921.2 miles of fiber have been installed along with 10,013 vaults and over 17,436 flowerpots.
- Fort Collins residents can input their address and see whether their residence is **In Design**, **In Construction**, or has **Service Available**! If a residence is under construction, a season of availability will be provided. Our address look-up tool can be found on the Connexion website at fconnexion.com.
- Fort Collins Connexion's new billing system and customer portal are live and we want to help get you set up quickly and easily so you can access all the new features. When you set up your account, you can review your billing history, sign up for paperless billing, pay your bill and manage your account all from the Self-Service Portal.
- Follow us on Social Media! [f](https://www.facebook.com/FoCoConnexion) [t](https://www.twitter.com/FoCoConnexion) @FoCoConnexion

Finances

Connexion YTD Budget to Actual as of April 2022

	BUDGET	ACTUAL	BETTER / (WORSE)
Operating Revenues ¹	\$ 3,354,398	\$ 3,533,037	\$178,639
Operating Expense ²	\$ 4,210,149	\$ 2,056,473	\$ 2,153,677
Net Operations	\$ (855,751)	\$ 1,476,564	\$ 2,332,316
Investment Income (Expense)	-	\$ 305	\$ 305
Net Total	\$ (855,751)	\$ 1,476,869	\$ 2,332,621

	APPROPRIATED BUDGET	PROJECT TO DATE	REMAINING
Construction	\$ 142,808,249	\$ 121,172,007	\$ 21,636,242

- Connexion deployment remains on track for construction completion by mid-2022 with service availability to all premises by the end of 2022.
- We are approximately 85% spent on the appropriated construction Budget. On April 5th, an additional \$20M was approved by City Council to allow completion of the network buildout and installation of Connexion customers. This appropriation is now reflected in the budget.
- Net Total margin is favorable to budget by approximately \$2.3M, a result of operating expense containment and a revenue increase of \$179k.

¹ Excludes investment earnings on bond proceeds

² Excludes Depreciation and Interest Expense