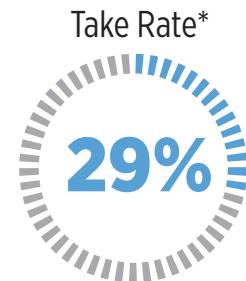
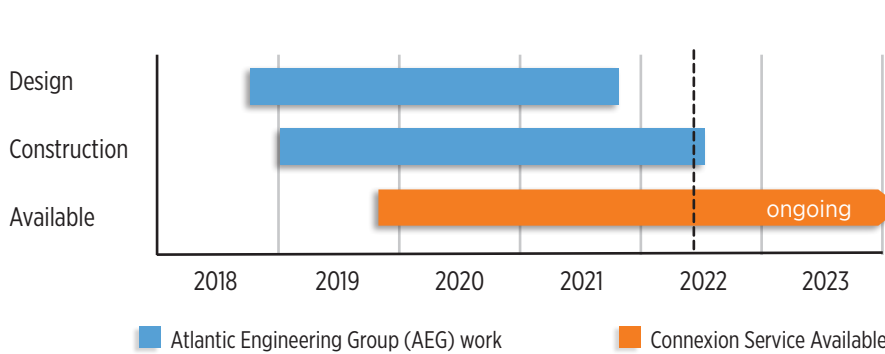
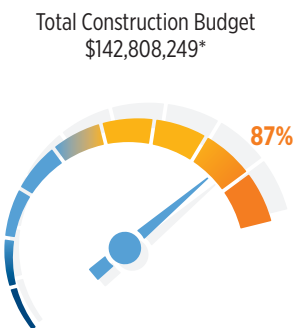


Overall Fiber Construction through May 2022

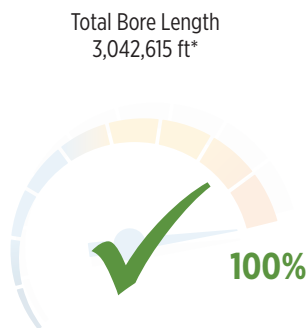


* As of June 1, 2022. Take Rate of residential neighborhoods released for a minimum of 90 days.



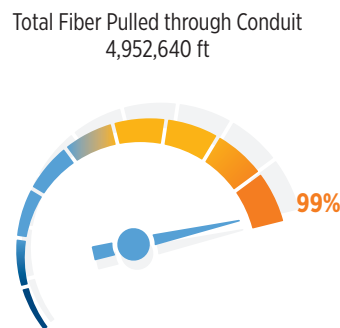
Spent to Date
\$123,805,831

*Includes additional appropriation and redeployed operating budget of \$14.2M

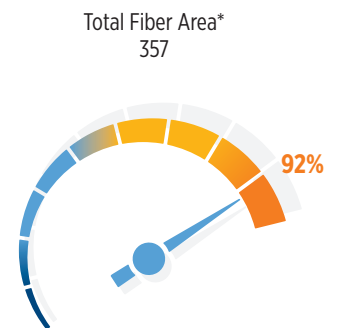


Completed Bore Length
3,042,615 ft

*Bore Length may be updated through the course of the project as design is completed.



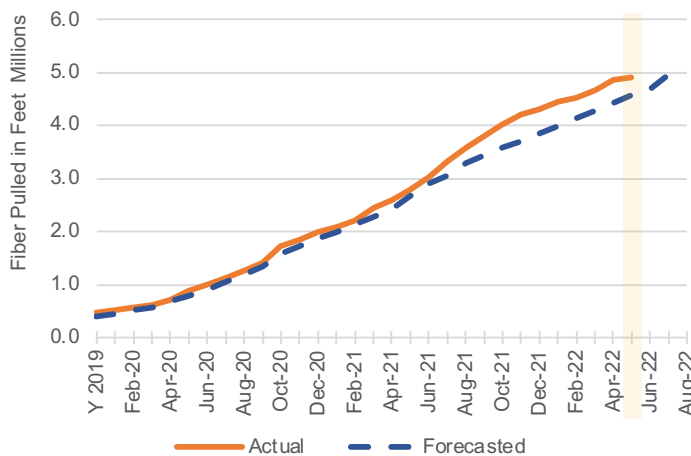
Completed Fiber Pulled through Conduit
4,904,833 ft



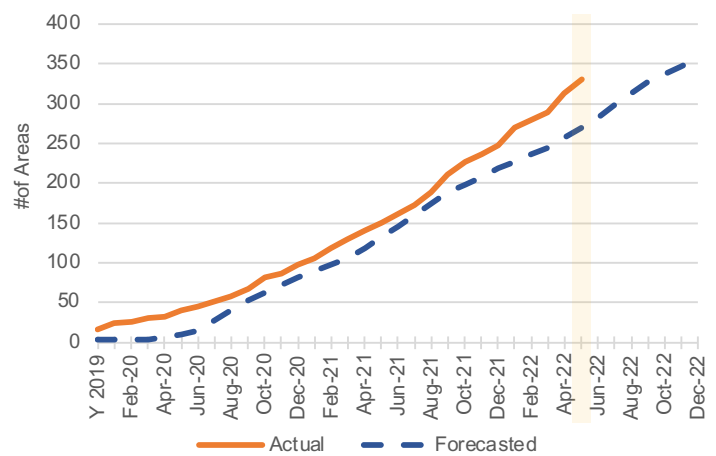
Total Fiber Area Construction Completed
330

*A Fiber Area on average serves 225 homes

Total Fiber Pulled



Total Fiber Areas Complete*





*Includes fibers areas that have construction completed and turned over for QC

Fiber Areas Update

Monthly info / highlights

- The Take Rate of 29% is the direct impact of installer labor shortage. We are working to add more installers.
- Over 6.9 miles of fiber were installed in May along with 7 vaults and 14 flowerpots (smaller vaults).
- Project to date: 928.9 miles of fiber have been installed along with 10,031 vaults and over 17,439 flowerpots.
- Fort Collins residents can input their address and see whether their residence is **In Design**, **In Construction**, or has **Service Available!** If a residence is under construction, a season of availability will be

provided. Our address look-up tool can be found on the Connexion website at fconnexion.com.

- Fort Collins Connexion's new billing system and customer portal are live and we want to help get you set up quickly and easily so you can access all the new features. When you set up your account, you can review your billing history, sign up for paperless billing, pay your bill and manage your account all from the Self-Service Portal.
- Follow us on Social Media!   @FoCoConnexion

Finances

Connexion YTD Budget to Actual as of May 2022

	BUDGET	ACTUAL	BETTER / (WORSE)
Operating Revenues ¹	\$ 4,287,246	\$ 4,399,198	\$ 111,952
Operating Expense ²	\$ 5,109,457	\$ 2,649,442	\$ 2,460,015
Net Operations	\$ (822,211)	\$ 1,749,756	\$ 2,571,968
Investment Income (Expense)	-	\$ 305	\$ 305
Net Total	\$ (822,211)	\$ 1,750,061	\$ 2,572,273

	APPROPRIATED BUDGET	PROJECT TO DATE	REMAINING
Construction	\$ 142,808,249	\$ 123,805,831	\$ 19,002,418

- Connexion deployment remains on track for construction completion by mid-2022 with service availability to all premises by the end of 2022.
- We are approximately 87% spent on the appropriated construction Budget. On April 5th, an additional \$20M was approved by City Council to allow completion of the network buildout and installation of Connexion customers. This appropriation is now reflected in the budget.
- Net Total margin is favorable to budget by approximately \$2.6M, a result of operating expense containment and a revenue increase of \$112k.

¹ Excludes investment earnings on bond proceeds

² Excludes Depreciation and Interest Expense