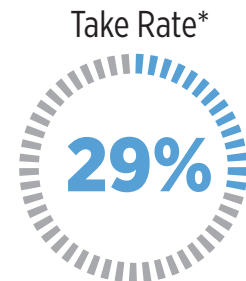
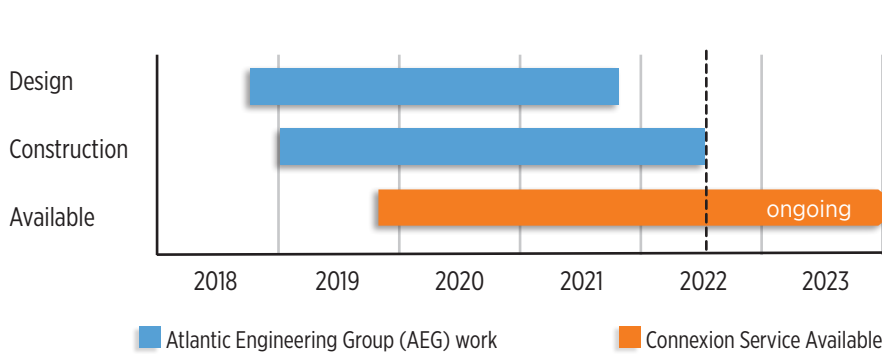
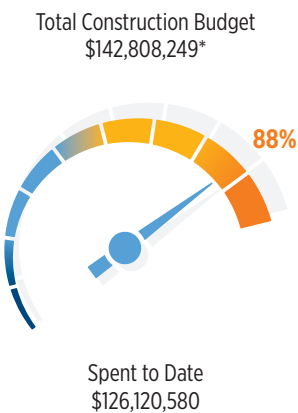



## Overall Fiber Construction through June 2022



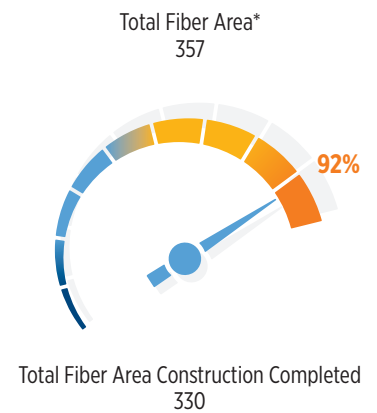
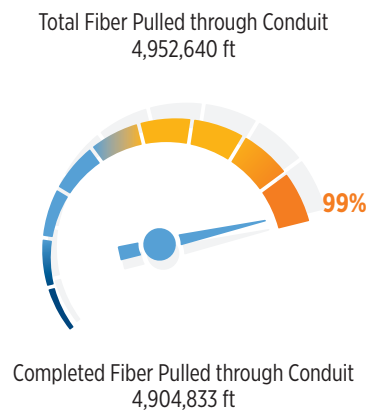
\* As of July 1, 2022. Take Rate of residential neighborhoods released for a minimum of 90 days.



\*Includes additional appropriation and redeployed operating budget of \$14.2M

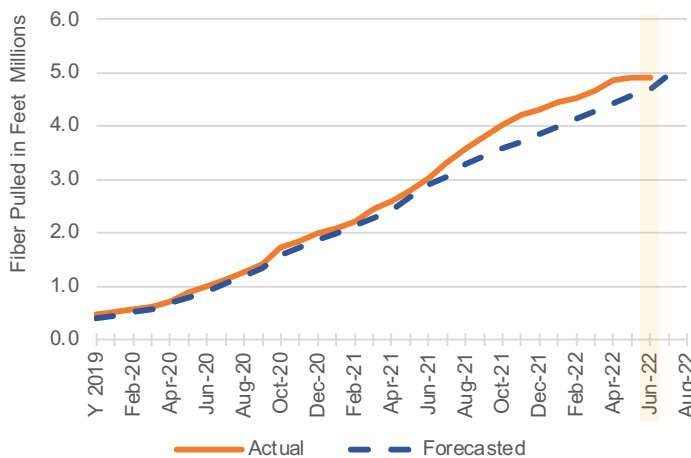


\*Bore Length may be updated through the course of the project as design is completed.

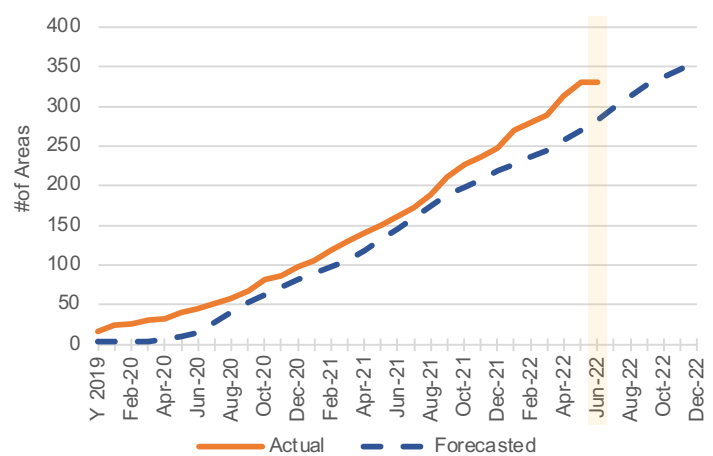


\*A Fiber Area on average serves 225 homes

### Total Fiber Pulled





### Total Fiber Areas Complete\*



\*Includes fibers areas that have construction completed and turned over for QC

## Fiber Areas Update

### Monthly info / highlights

- The Take Rate of 29% is the direct impact of installer labor shortage. We are working to add more installers.
- Project to date: 928.9 miles of fiber have been installed along with 10,031 vaults and over 17,439 flowerpots.
- Fort Collins residents can input their address and see whether their residence is **In Design**, **In Construction**, or has **Service Available!** If a residence is under construction, a season of availability will be provided. Our address look-up tool can be found on the Connexion website at [fconnexion.com](http://fconnexion.com).
- Fort Collins Connexion's new billing system and customer portal are live and we want to help get you set up quickly and easily so you can access all the new features. When you set up your account, you can review your billing history, sign up for paperless billing, pay your bill and manage your account all from the Self-Service Portal.
- Follow us on Social Media!   @FoCoConnexion

## Finances

### Connexion YTD Budget to Actual as of June 2022

	BUDGET	ACTUAL	BETTER / (WORSE)
Operating Revenues <sup>1</sup>	\$ 5,467,158	\$ 5,504,617	\$ 37,459
Operating Expense <sup>2</sup>	\$ 6,018,138	\$ 3,257,716	\$ 2,760,422
Net Operations	\$ (550,980)	\$ 2,246,901	\$ 2,797,881
Investment Income (Expense)	\$ (2,096,850)	\$ (2,913,589)	\$ (816,739)
Net Total	\$ (2,647,830)	\$ (666,688)	\$ 1,981,143

	APPROPRIATED BUDGET	PROJECT TO DATE	REMAINING
Construction	\$ 142,808,249	\$ 126,120,580	\$ 16,687,669

- Connexion deployment remains on track for construction completion by mid-2022 with service availability to all premises by the end of 2022.
- We are approximately 88% spent on the appropriated construction Budget. On April 5th, an additional \$20M was approved by City Council to allow completion of the network buildout and installation of Connexion customers. This appropriation is now reflected in the budget.
- Net Total margin is favorable to budget by approximately \$1.9M, a result of operating expense containment and a slight revenue increase.

<sup>1</sup> Excludes investment earnings on bond proceeds

<sup>2</sup> Excludes Depreciation and Interest Expense